



Features:


- Cast brass valve
- Controls On/Off and Volume functions for a single shower component in a shower system
- 1/2" and 3/4" NPT available
- Available in 3 Handle Options

Pictured:

865/009 1/2" Wall Valve with Cross Handle

| Description | Handle Type | Product Number |
|-----------------|----------------|---|
| 1/2" Wall Valve | Cross | 865/009 |
| 1/2" Wall Valve | Straight Lever | 865/112  |
| 1/2" Wall Valve | Crystal Lever | 865/829  |
| 3/4" Wall Valve | Cross | 865/109 |
| 3/4" Wall Valve | Straight Lever | 865/032  |
| 3/4" Wall Valve | Crystal Lever | 865/839  |

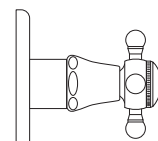
| Available Finishes | Finish Code |
|--------------------|-------------|
| Polished Chrome | 100 |
| Brushed Nickel | 144 |
| Platinum Nickel | 150 |

| Rough & Trim Options | Handle Type | Product Number |
|------------------------------|----------------|---|
| Trim Only | Cross | 865/708 |
| Trim Only | Straight Lever | 865/712  |
| Trim Only | Crystal Lever | 865/819  |
| Rough Only - 1/2" Wall Valve | | 865/001/191 |
| Rough Only - 3/4" Wall Valve | | 865/101/191 |

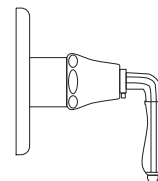
| Extension Kit | Product Number |
|--------------------------|----------------|
| Stem Extension Kit | H960764.191 |
| Stem Extension Kit Cover | H960202 |

ROUGH-IN DIAGRAM
SHOWN ON REVERSE SIDE

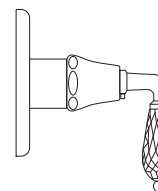
Handle Options:



Cross Handle



Straight Lever



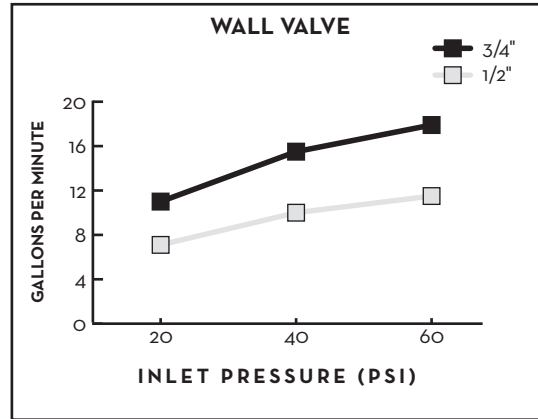
Crystal Lever




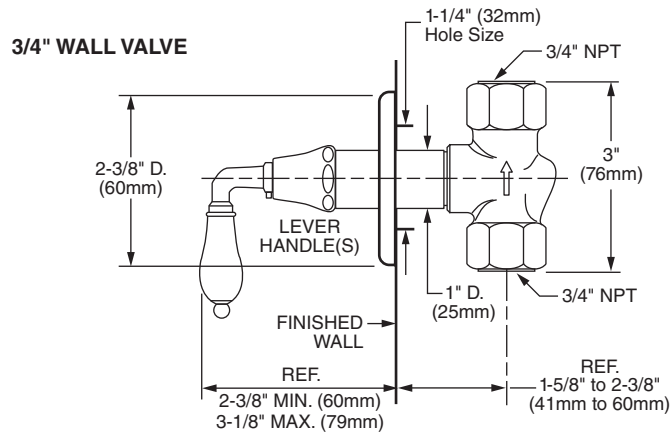
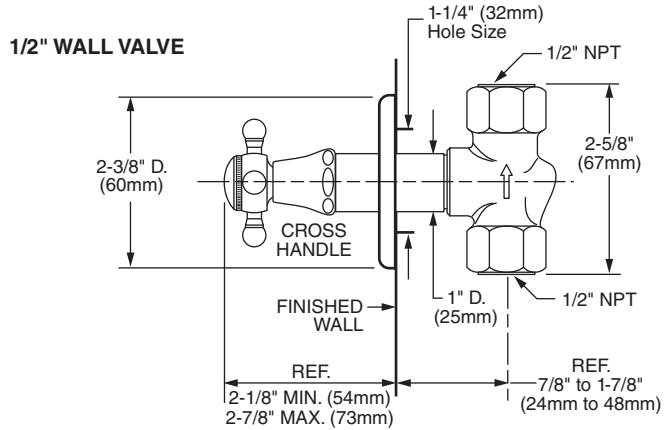
CODES & STANDARDS

These products meet and exceed the following codes and standards:

- ASME A112.18.1
- CSA B125.1



 Meets the American Disabilities Act Guidelines and **ANSI A117.1** Requirements for the physically challenged.



IMPORTANT: These measurements are subject to change or cancellation. No responsibility is assumed for use of superseded or voided pages.

