




Features:

- Cast brass spout and side valves
- Ceramic disc valve cartridges
- Porcelain handle buttons
- Available with Cross or Lever Handles
- Non-swivel spout
- Decorative center drain activator and Speed Connect® with 1-1/4" drain
- Lead Free - Faucet contains ≤ 0.25% total lead content by weighted volume
- Maximum Flow Rate: 1.5 GPM (5.7L/min)

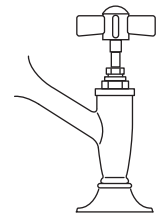
Pictured:

845/112 Bridge Style Faucet with Lever Handles

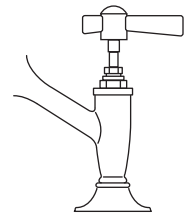
Description	Handle Type	Product Number	Available Finishes	Finish Code
Bridge Style Lavatory Faucet	Cross	845/102	Polished Chrome	100
Bridge Style Lavatory Faucet	Lever	845/112 	Brushed Nickel	144
			Platinum Nickel	150

ROUGH-IN DIAGRAM
SHOWN ON REVERSE SIDE

Handle Options:



Cross Handle



Lever Handle



