




### Features:

- Cast brass spout and side valves
- Ceramic disc valve cartridges
- Porcelain handle buttons
- Available with Cross or Lever Handles
- Non-swivel spout
- Designed for above counter lavatories
- Lead Free - Faucet contains  $\leq 0.25\%$  total lead content by weighted volume
- Maximum Flow Rate: 1.5 GPM (5.7L/min)

### Pictured:

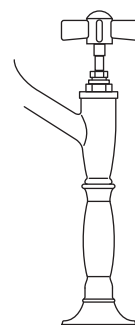
845/502 Bridge Vessel Faucet with Cross Handles

Description	Handle Type	Product Number
Bridge Vessel Lavatory Faucet	Cross	845/502
Bridge Vessel Lavatory Faucet	Lever	845/512 

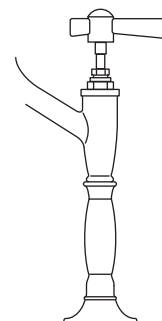
Available Finishes	Finish Code
Polished Chrome	100
Brushed Nickel	144
Platinum Nickel	150

ROUGH-IN DIAGRAM  
SHOWN ON REVERSE SIDE

### Handle Options:



Cross Handle



Lever Handle

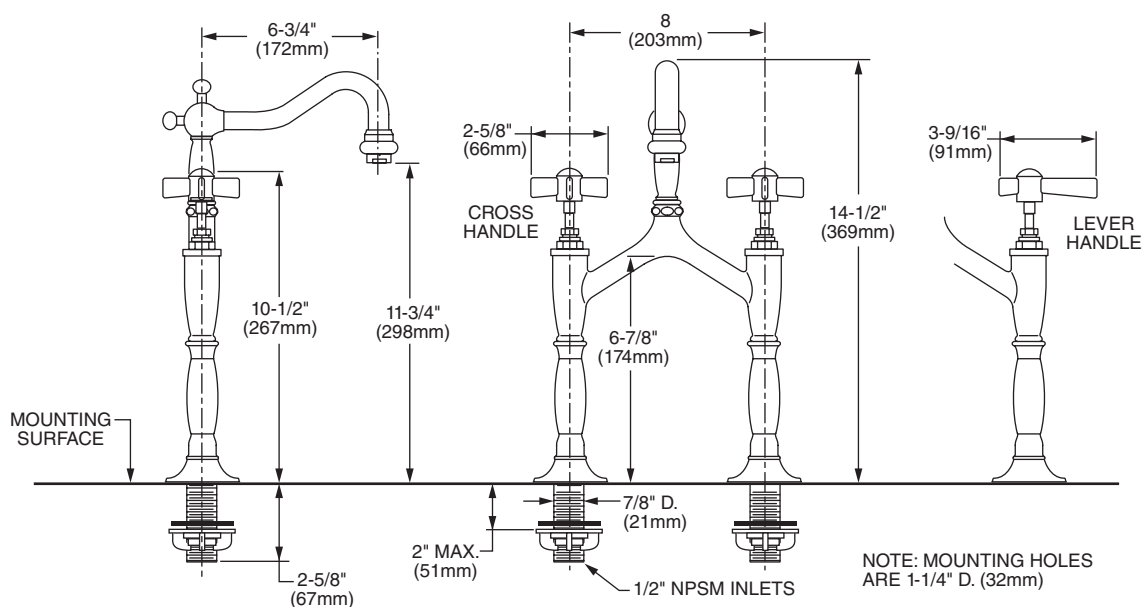
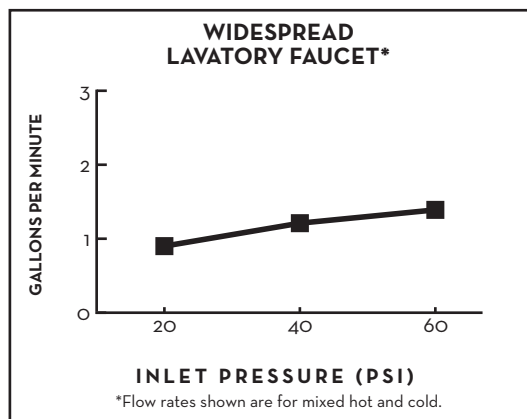
## CODES & STANDARDS

These products meet and exceed the following codes and standards:

- ASME A112.18.1
- CSA B125.1
- NSF 61/Section 9
- EPA WaterSense® High Efficiency Lavatory Faucet Specification
- Certified Compliant with 0.25% Weighted Average Lead Content Regulations



Meets the American Disabilities Act Guidelines and  
**ANSI A117.1** Requirements for the physically challenged.



IMPORTANT: These measurements are subject to change or cancellation. No responsibility is assumed for use of superseded or voided pages.